

Match the animal to their home

Cave

Under a log




Pond

Savanna



Hole in a tree

River











Mountain

Rainforest



What lives in your yard/school grounds/Waiwhakareke?

Take a look around your backyard/school grounds/Waiwhakareke.
Write and draw some things that you found that are:

<p>Something non-living</p> 	<p>A plant with green leaves</p> 	<p>A plant with flowers</p> 	<p>Something that likes water</p> 
<p>A bug that flies</p> 	<p>A bug that crawls</p> 	<p>Something with fur</p> 	<p>Something warm-blooded</p> 

Draw a line from each animal to the kind of habitat it inhabits

Terrestrial

Arboreal

Aquatic

Frog

Zebra

Monkey

Rhinoceros

Goat

Turtle

Duck

Parrot

Draw one of our zoo animals that fit in each of these habitats



HINT

Think about what you saw at the Zoo and where it was.






Savanna

Rainforest

NZ Wetlands

Farmyard

Draw an appropriate habitat for each of these animals



HINT

They might live in the desert, near water, in the snow or in a forest.

