







## References and Resources Websites

**K5 Computer Lab** - <http://oakdome.com/k5/lesson-plans/powerpoint/animal-camouflage-pictures-and-information.php>

*This webpage gives photo examples of each of the different types of camouflage.*

**Enchanted Learning** -

<http://www.enchantedlearning.com/coloring/camouflage.shtml>

*This website has over 40 colouring pages, teaching kids about animal camouflage.*

## References and Resources Books

**Perfectly Hidden: The Animal Kingdom's Fascinating Camouflage**

**Schlitt Christine**

**[Interactive Book]**

*Perfectly Hidden children will learn about the Earth's thirty-five best natural masters of disguise! You'll discover surprising images and fascinating facts about many types of animals and insects who have incredible camouflage!*

**3D Animal Camouflage – Daniel Gilpin**

**[Non Fiction 5-9 years]**

*3-D Close Up: Animal Camouflage. Filled with amazing close-up photographs, dramatic artwork and engaging, insightful text, this book also includes four spectacular 3-D pop-up cross sections starring amazing animals in and out of disguise!*

**Books in the Young Explorer: Creature Camouflage series**

**– Deborah Underwood**

**[Young Reader 5-7 years]**

*There are 10 books in this series. Introduces the reader to animal camouflage, looking at habitats from around the world. These books explain what camouflage is, how it functions in animal survival, and how it can appear.*

*National Library of NZ and local libraries will have books to help with this topic.*

# Where can I hide?

Can you put animals you see at the zoo into the right habitat?  
Look at the animal signs for your answers or their colourings/markings of their fur or skin may give you a clue.

<p><b><u>Savannah – Grasslands</u></b></p>	<p><b><u>Rainforest</u></b></p>
<p><b><u>Bush</u></b></p>	<p><b><u>Wetlands</u></b></p>


\*answers can also be found on our website under each individual animal

# Where do I live? - Habitats

Circle the habitat in which each of these animals can be found.

Use the animal signs around the zoo to help you.

**Meerkat**



grasslands wetlands  
rainforest

**Sumatran Tiger**



savannah rainforest  
wetlands

**Kaka**



savannah bush  
ocean

**White Rhino**



savannah rainforest  
desert

**Tuatara**



bush rainforest  
wetlands

**Painted Hunting Dog**



savannah rainforest  
bush

**Brazilian Tapir**



savannah rainforest  
bush

**Capuchin**



rainforest bush  
savannah

**New Zealand Falcon**



rainforest savannah  
bush

**Chimpanzee**




rainforest wetlands  
savannah

*\*answers can be found under each individual animal on our website.*

# Spot the pattern

Can you find each of these zoo animals and draw its pattern?  
Remember! It has good camouflage and may be very hard to find!



**Green Gecko**



**Kaka**



**Sumatran Tiger**



**Hunting Dog**



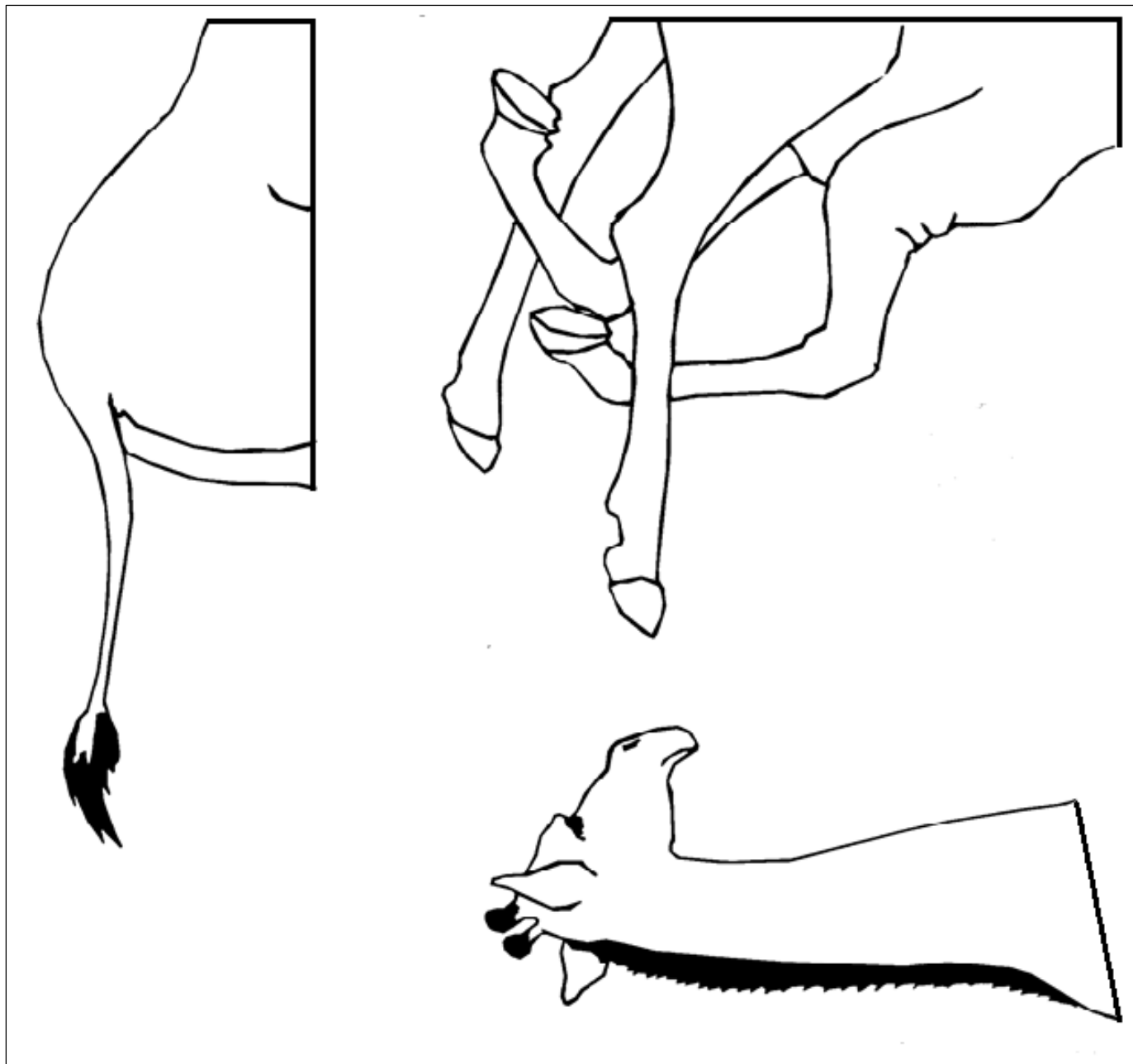
**Giraffe**



**Zebra**

\*if you cannot find the animal at the zoo look on our website for clues

# Going spotty



***Can you draw the pattern on the giraffe?***

The picture is in three pieces so you can cut it out and glue it together after you have put the pattern on.

Why not get the whole class to glue onto a very big piece of paper to make a herd of giraffe.

Giraffe live in the savannah, so don't forget to draw lots of dry grass and some trees around them after you glue them on to the paper. Why not add some other savannah animals?